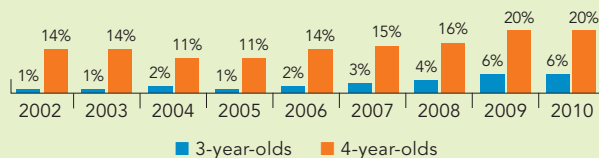
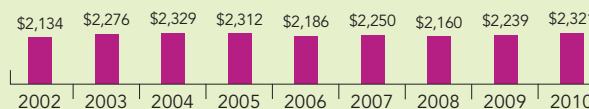


# Colorado

PERCENT OF STATE POPULATION ENROLLED



STATE SPENDING PER CHILD ENROLLED  
(2010 DOLLARS)



In an effort to reduce school dropout rates, the Colorado Preschool Program (CPP) was established in 1988 to fund preschool services for at-risk 3- and 4-year-old children. To be eligible for participation in the program, 4-year-olds must meet at least one risk factor; 3-year-olds must have at least three. Risk factors include eligibility for free or reduced-price lunch, being in foster care, a family history of abuse or neglect, homelessness, low parental education levels, parental substance abuse, or having a teen parent, as well as locally determined risk factors.

From 2005 until 2008, the program was renamed the Colorado Preschool and Kindergarten Program (CPKP) and was allowed to use 15 percent of their slots for full-day kindergarten. In 2008, the kindergarten slots were eliminated and the program was once again the Colorado Preschool Program. As a result of an expansion authorized in 2007 and 2008 and the conversion of kindergarten slots to pre-K slots, the program was able to increase preschool access by 45 percent during the 2008-2009 program year.

CPP receives funding through the Colorado school finance formula. Funds are distributed to public schools, though they may subcontract with Head Start, private child care centers, faith-based organizations without religious content, or other community-based or public agencies. Other funding sources, such as federal Head Start money, may be used to supplement CPP services, extend the program day, or provide wrap-around care.

Preschool programs that participate in CPP, as well as many that do not, report outcomes on assessment systems identified in Results Matter, the state's system for collecting and reporting child outcomes from birth to age 5 in early childhood programs as well as information on families. Results Matters is an ongoing evaluation which, among other tasks, explores the performance of children in CPP as compared to those children whose families pay tuition for preschool. Nearly 45,000 children attending a range of early childhood programs in Colorado participated in Results Matter during the 2009-2010 school year. This program has been evaluated for program impact/child outcomes through Results Matter in the 2008-2009 and 2009-2010 school years.

Revised Colorado Academic Standards were approved in December 2009 and Colorado is in the process of working with districts to help implement these revisions of the standards to meet the December 2011 deadline.

In 2009, the state established the Early Childhood and School Readiness Commission, which is composed of 10 state senators and representatives. The Commission sponsored a number of early education reform bills that were enacted during the 2010 session. Due to budget constraints, the activities of all statutory committees in the state were suspended in 2010, including the Early Childhood and School Readiness Commission. Created in 2010, Colorado's Early Childhood Leadership Commission is dedicated to ensuring and advancing a comprehensive education system for children from birth to age 8, through alignment and coordination between federally and state-funded services. The commission will use the Early Childhood Colorado Framework as their guide for this coordination.

ACCESS RANKINGS	
4-YEAR-OLDS	3-YEAR-OLDS
22	10

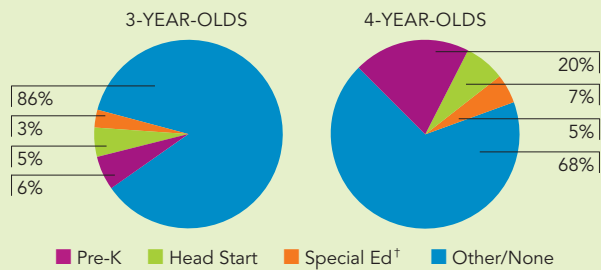
RESOURCES RANKINGS	
STATE SPENDING	ALL REPORTED SPENDING
36	28

# COLORADO PRESCHOOL PROGRAM

## ACCESS

Total state program enrollment .....	19,496 <sup>1</sup>
School districts that offer state program .....	95%
Income requirement .....	185% FPL <sup>2</sup>
Hours of operation .....	2.5 hours/day, 4 days/week <sup>3</sup>
Operating schedule .....	Academic/School Year
Special education enrollment .....	6,872
Federally funded Head Start enrollment .....	8,772
State-funded Head Start enrollment .....	0

STATE PRE-K AND HEAD START ENROLLMENT AS PERCENTAGE OF TOTAL POPULATION



■ Pre-K ■ Head Start ■ Special Ed† ■ Other/None

† This is an estimate of children in special education who are not enrolled in state-funded pre-K or Head Start.

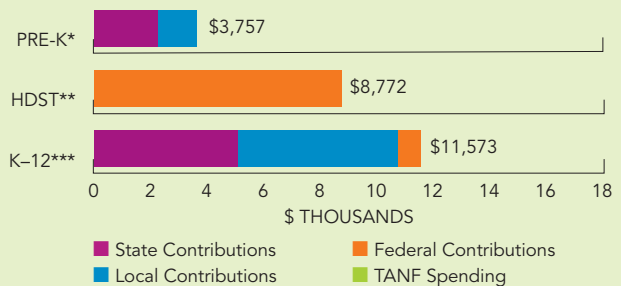
## QUALITY STANDARDS CHECKLIST

POLICY	STATE PRE-K REQUIREMENT	BENCHMARK	DOES REQUIREMENT MEET BENCHMARK?	
Early learning standards .....	Comprehensive	Comprehensive	<input checked="" type="checkbox"/>	<div style="border: 1px solid black; padding: 5px; text-align: center;"> <p><b>TOTAL BENCHMARKS MET</b></p> <p style="font-size: 2em; color: blue;">6</p> </div>
Teacher degree.....	CDA or AA in ECE or CD <sup>4</sup>	BA	<input type="checkbox"/>	
Teacher specialized training.....	Meets CDA requirements or AA in ECE or CD	Specializing in pre-K	<input checked="" type="checkbox"/>	
Assistant teacher degree .....	None <sup>5</sup>	CDA or equivalent	<input type="checkbox"/>	
Teacher in-service .....	15 clock hours	At least 15 hours/year	<input checked="" type="checkbox"/>	
Maximum class size .....		20 or lower	<input checked="" type="checkbox"/>	
3-year-olds .....	16			
4-year-olds .....	16			
Staff-child ratio .....		1:10 or better	<input checked="" type="checkbox"/>	
3-year-olds .....	1:8			
4-year-olds .....	1:8			
Screening/referral .....	Health, developmental; and support services <sup>6</sup>	Vision, hearing, health; and at least 1 support service	<input type="checkbox"/>	
Meals .....	Depend on length of program day <sup>7</sup>	At least 1/day	<input type="checkbox"/>	
Monitoring .....	Site visits and other monitoring	Site visits	<input checked="" type="checkbox"/>	

## RESOURCES

Total state pre-K spending .....	\$45,246,206 <sup>8</sup>
Local match required? .....	No
State spending per child enrolled .....	\$2,321
All reported spending per child enrolled*.....	\$3,757

SPENDING PER CHILD ENROLLED



\* Pre-K programs may receive additional funds from federal or local sources that are not included in this figure.

\*\* Head Start per-child spending for the 2009-2010 year includes funding from the American Recovery and Reinvestment Act (ARRA).

\*\*\* K-12 expenditures include capital spending as well as current operating expenditures.

Data are for the '09-'10 school year, unless otherwise noted.

<sup>1</sup> Under the Early Childhood Councils, three school districts have waivers to serve children younger than 3 in CPP. These children are included in the enrollment total. CPP is authorized to fund 20,160 slots, and statute allows CPP to use a maximum of 5 percent of those slots to serve children in a full-day program through two slots. In 2009-2010, CPP used 664 slots to extend the day for children.

<sup>2</sup> In some areas of the state where the cost of living is extremely high, district advisory councils have increased the eligibility to 200% or 225% FPL.

<sup>3</sup> Programs must operate the equivalent of 2.5 hours per day, 4 days per week or equivalent. Programs may extend hours and days beyond the minimum requirement of 10 hours per week. The program is funded for 5 days per week, with the fifth day funded for home visits, teacher planning time, completion of child assessments, or staff training.

<sup>4</sup> Teachers must have coursework in child development, developmentally appropriate practices, understanding parent partnerships, and multicultural education. They also must be supervised by someone with at least a BA in ECE or CD.

<sup>5</sup> Although there is no educational requirement, assistant teachers must meet Colorado Department of Human Services licensing requirements.

<sup>6</sup> Support services include one annual parent conference or home visit, education services or job training for parents, parenting support or training, parent involvement activities, health services for parents and children, information about nutrition, referral to social services, transition to kindergarten activities, and information about and referral for immunizations.

<sup>7</sup> Meals and nutritious snacks must be served at suitable intervals. Children who are in the program for more than 4 hours per day must be offered a meal that meets at least one-third of their daily nutritional needs.

<sup>8</sup> This figure does not include a contribution of \$28,005,976 from local sources, which are required by the school finance formula.